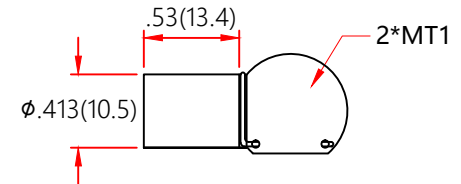
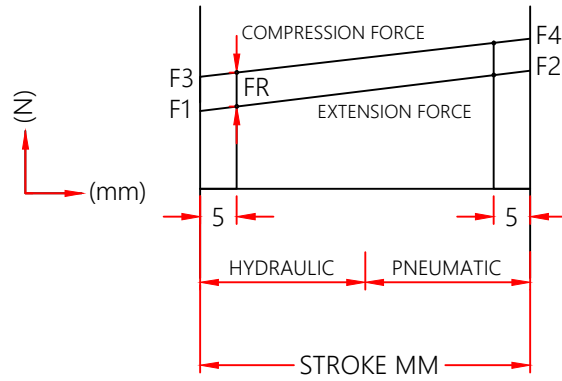
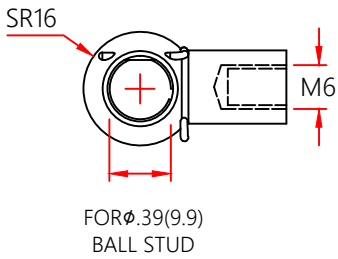
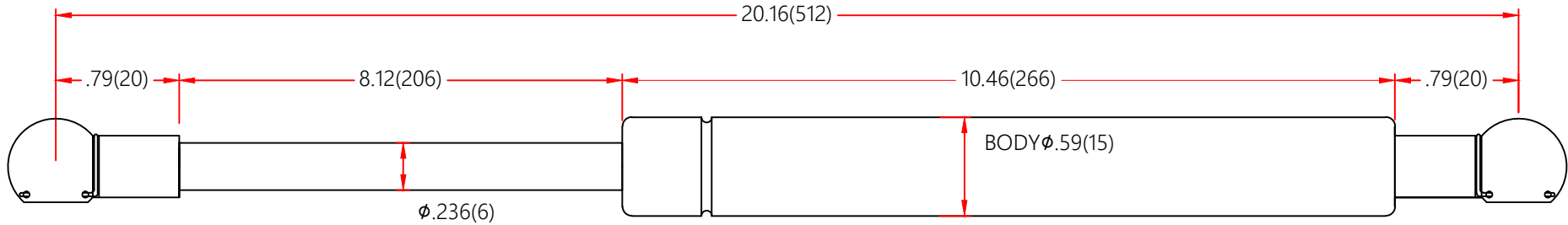


REVISION HISTORY			
REV	DESCRIPTION	DATE	APPROVED



- NOTES
1. MATERIAL: CYLINDER - HEAVY GAUGE STEEL, BLACK PAINT. ROD - HARDENED STEEL BLACK NITRIDE
 2. FORCE: 30LBS/ 133N
 3. Dimensions assuming end connectors are fully screwed into place
 4. Drawing lengths (not dimensioned) of cylinder and rod bodies are not to scale
 5. Operating temperature: -30°C TO +80°C
 6. Standard label to include part number, date code, and warning message. Label not to be remove
 7. Gas Spring not to be modified, or changed from manufactured, original, product
 8. Gas Spring is suggested to be mounted shaft down (rod down) for maximum performance
 9. Connectors to be lined up per drawing. 5 degree division permitted
 10. Gas Springs will be individually packed in sealed clear plastic bags, to avoid damage, dust, or other foreign material objects
 11. Gas Spring to be assembled per the drawing with end fittings assembled / fastened
 12. Gas Springs are not to be opened
 13. Inside of each end fitting to be greased

NORMONT	DRAWN	NAME	DATE
	CHECKED	FAITH	10/20/22
THIS DOCUMENT AND ITS CONTENTS ARE THE PROPERTY OF NUJOMENG. THIS DOCUMENT CONTAINS CONFIDENTIAL PROPRIETARY INFORMATION. THE REPRODUCTION, DISTRIBUTION, UTILISATION OR THE COMMUNICATION OF THIS DOCUMENT OR ANY PART THEREOF, WITHOUT EXPRESS AUTHORISATION IS STRICTLY FORBIDDEN.	DWG NO	REV	
	NSG2000S30MT1		0
	TITLE		
REMOVE ALL BURRS & BREAK ALL SHARP EDGES	ALL DIMENSIONS ARE IN		THIRD ANGLE PROJECTION
	Inch		
	UNLESS OTHERWISE SPECIFIED		
	SCALE		
X.X ± 0.060		SHEET 1 OF 1	N.T.S.
X.XX ± 0.030			
X.XXX ± 0.015			
ANGLES ± F/16			
HOLES ± 0.005		SIZE	
		B	