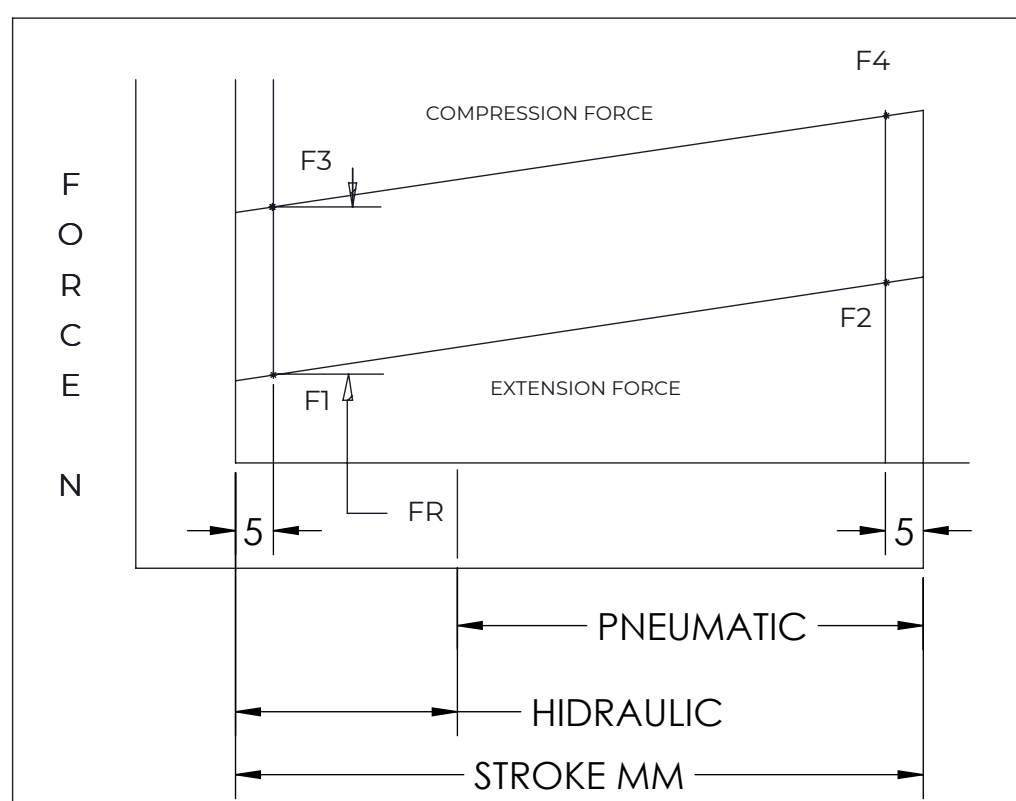
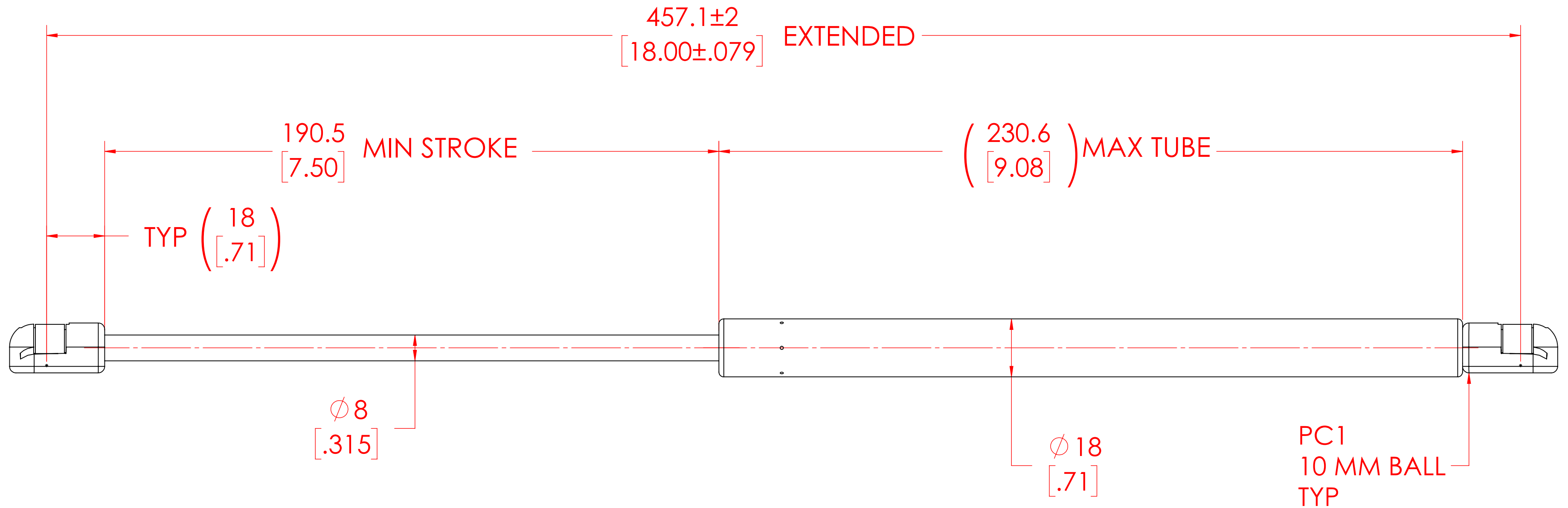


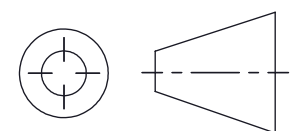
REVISION HISTORY			
REV	DESCRIPTION	DATE	APPROVED



FORCES (STATICALLY MEASURED)	
F1	F2
20 LBS (89 N) +25N -10N	-

- NOTES:**
- 1) MATERIAL: CYLINDER - STEEL, BLACK PAINT / ROD - STEEL BLACK NITRIDE.
  - 2) OPERATING TEMPERATURE: -40°C TO +80°C.
  - 3) STANDARD PART IDENTIFICATION TO INCLUDE PART NUMBER, DATE CODE AND WARNING MESSAGE. LABEL NOT TO BE REMOVED
  - 4) GAS SPRING IS SUGGESTED TO BE MOUNTED SHAFT DOWN (ROD DOWN) FOR MAXIMUM PERFORMANCE.
  - 5) END FITTINGS TO BE ORIENTED AS SHOWN ±5°.
  - 6) GAS SPRINGS WILL BE SEALED IN CLEAR PLASTIC BAGS TO AVOID DAMAGE, DUST, OR OTHER FOREIGN OBJECTS.
  - 7) GAS SPRING TO BE ASSEMBLED WITH END FITTINGS COMPLETELY FASTENED.
  - 8) GREASE TO BE INCLUDED INSIDE THE BALL SOCKET OF THE END FITTINGS

<h1>NORMONT</h1> <p>THIS DOCUMENT AND ITS CONTENTS ARE THE PROPERTY OF NORMONT</p> <p>THIS DOCUMENT CONTAINS CONFIDENTIAL PROPRIETARY INFORMATION. THE REPRODUCTION, DISTRIBUTION, UTILISATION OR THE COMMUNICATION OF THIS DOCUMENT OR ANY PART THEREOF, WITHOUT EXPRESS AUTHORISATION IS STRICTLY FORBIDDEN.</p>	NAME	DATE
	MABR	01/18/2024
	PART No. NSG1800M20PC1	
	TITLE GAS SPRING	
<p>REMOVE ALL BURRS AND BREAK ALL SHARP EDGES</p> <p>ALL DIMENSIONS ARE <b>DUAL</b> UNLESS OTHERWISE SPECIFIED</p>	TOLERANCES	SCALE
	XX ± 0.060	
	X.XX ± 0.030	
	X.XXX ± 0.010	1:1
	ANGLES ± 1°	SIZE
HOLES ± 0.005	C	



SHEET 1 OF 1